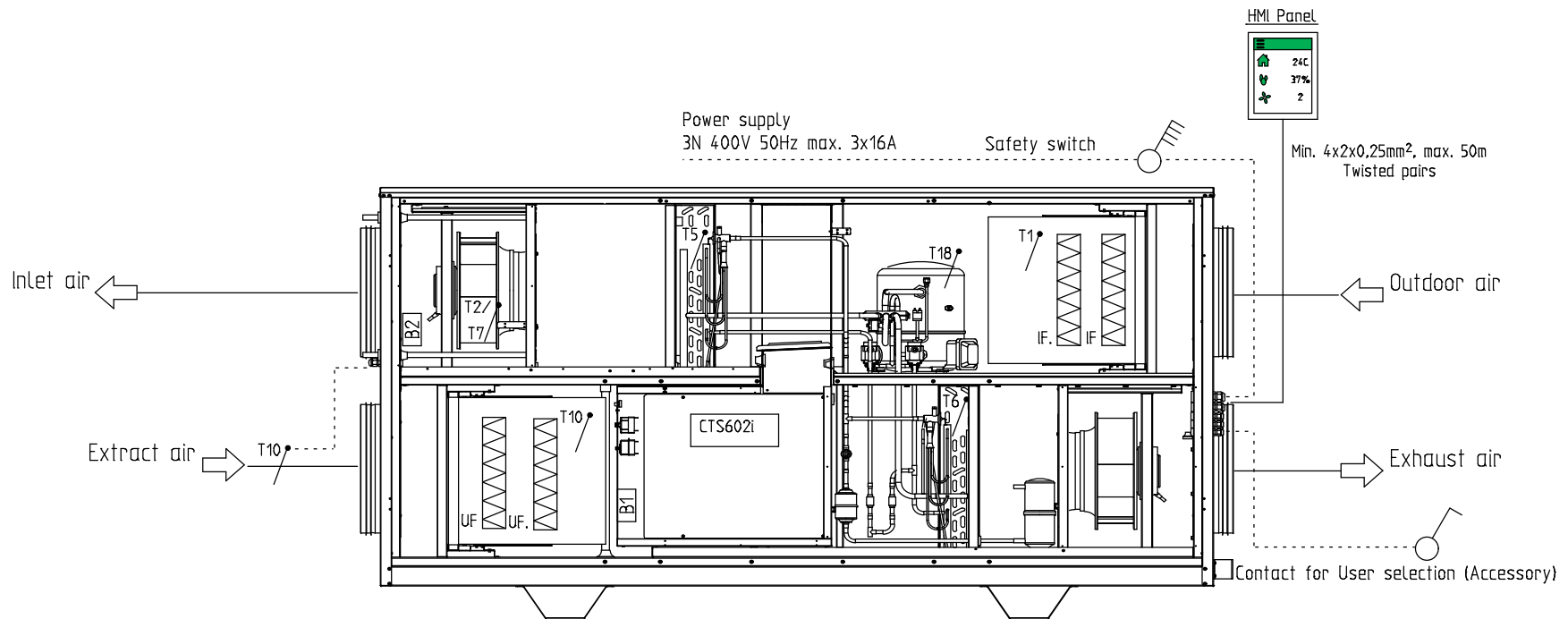
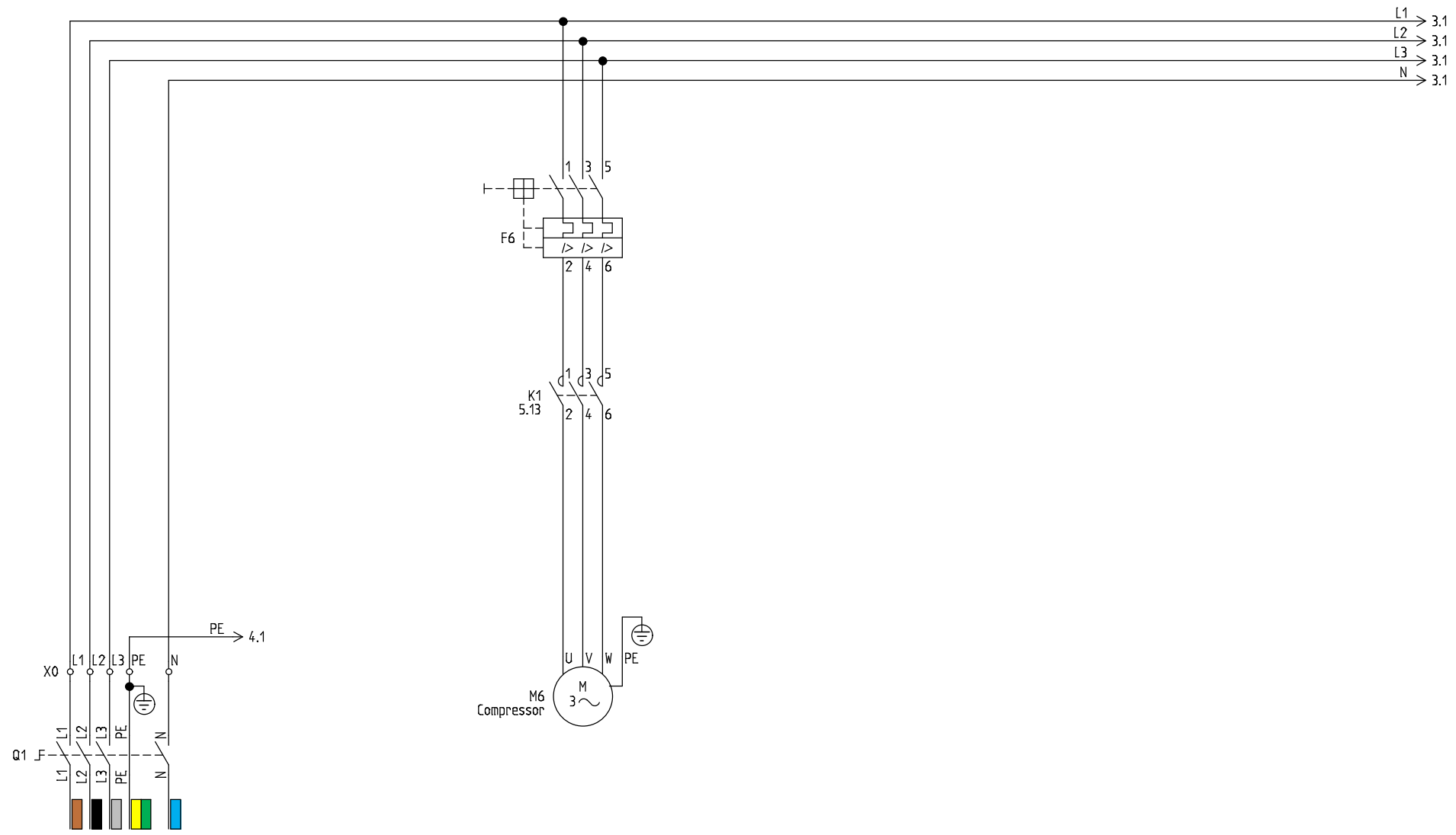


1. The Controlpanel MUST be placed in a frost-free area
2. Components drawn with dashed lines are accessories
3. The Options PCB is accessory for the CTS602i
4. External components are not delivered by Nilan
5. T10 can be the controlling sensor. Must be mounted in duct.





3N 400V~ 50Hz
 max. 3x16A Fuse
 Max. Shortcut Level 6kA

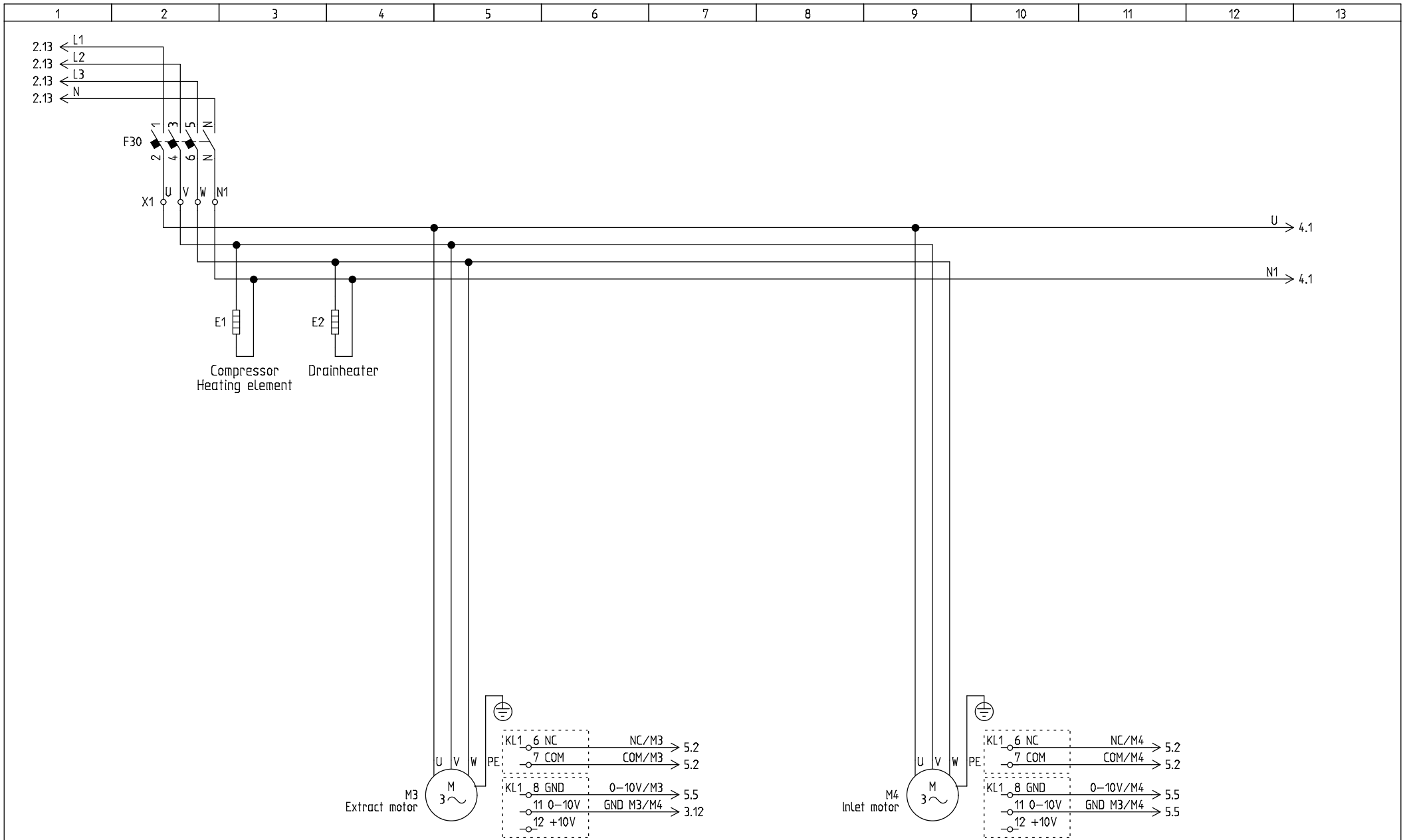


NILAN A/S
 Nilanvej 2
 DK-8722 Hedensted
 Tlf. +4576752500 <http://www.nilan.dk>
 Fax +4576752525 Email : nilan@nilan.dk

Nr. 1
 VPM360 m/CTS602i
 Partnr. 7815

Forsyning & Kompressor

Ordernr. X56834	Revision 1.04	Initials MD
Date 08/06-2020	Nationality GB	Page 2



NILAN A/S
 Nilanvej 2
 DK-8722 Hedensted
 Tlf. +4576752500 <http://www.nilan.dk>
 Fax +4576752525 Email : nilan@nilan.dk

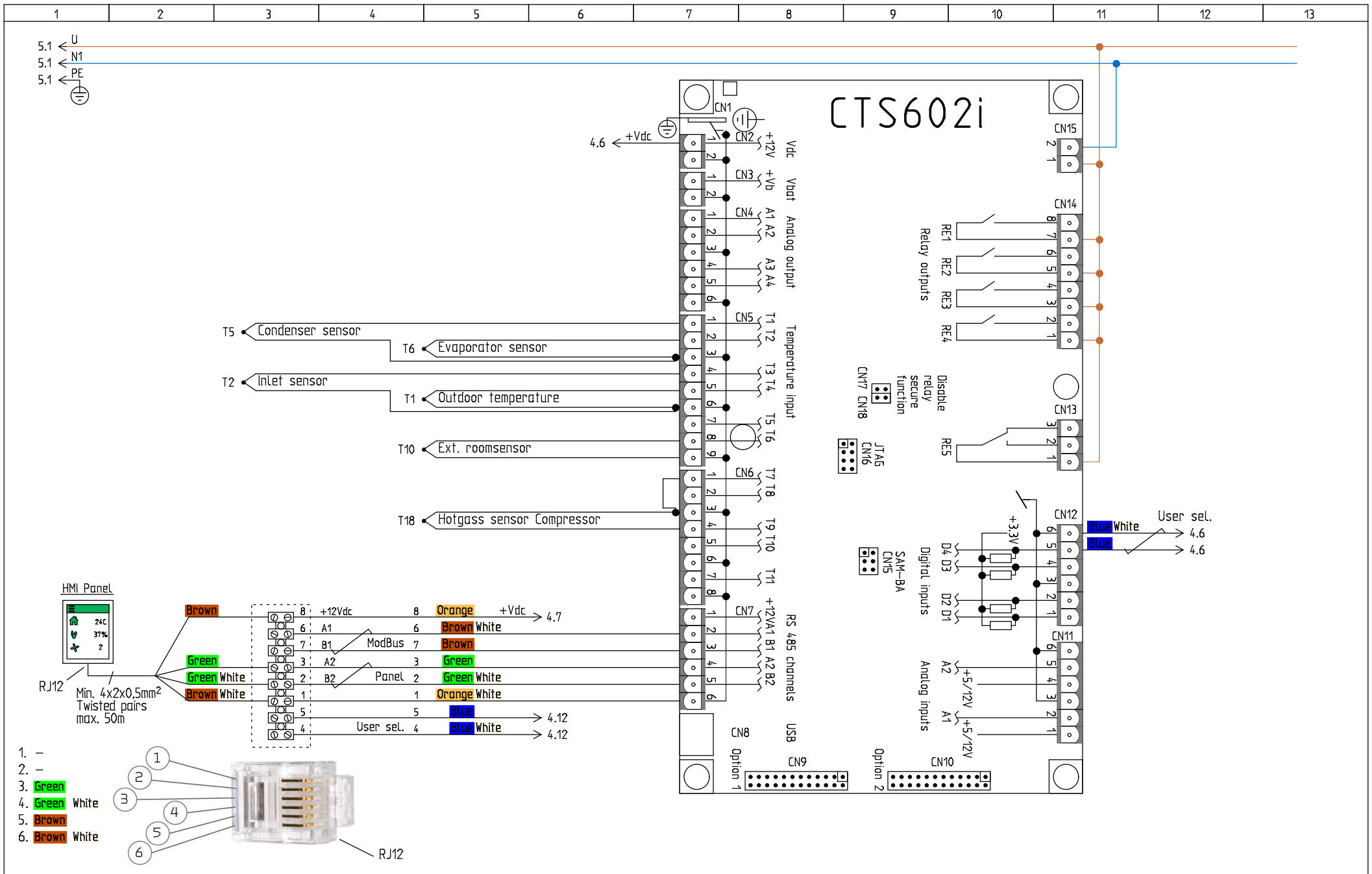
Nr. 1
 VPM360 m/CTS602i
 Partnr. 7815

Ventilatorer

Ordernr.
 X56834
 Date
 08/06-2020

Revision
 1.04
 Nationality
 GB

Initials
 MD
 Page
 3

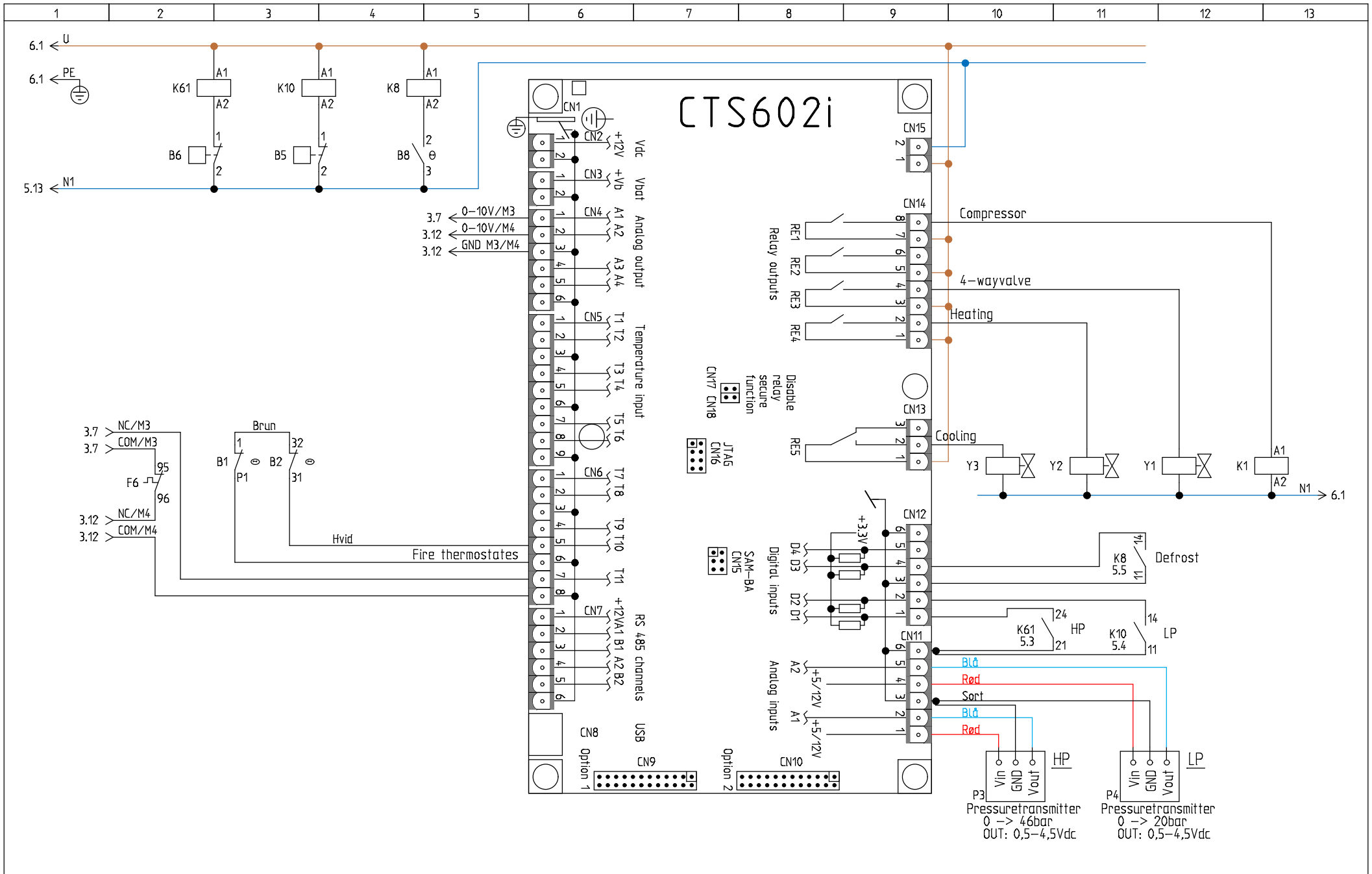


NILAN A/S
 Nilanvej 2
 DK-8722 Hedensted
 Tlf. +4576752500 http://www.nilan.dk
 Fax +4576752525 Email : nilan@nilan.dk

Nr. 1
 VPM360 m/CTS602i
 Partnr. 7815

CTS602i Styring

Ordernr. X56834	Revision 1.04	Initials MD
Date 08/06-2020	Nationality GB	Page 4

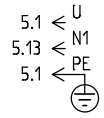


NILAN A/S
 Nilanvej 2
 DK-8722 Hedensted
 Tlf. +4576752500 <http://www.nilan.dk>
 Fax +4576752525 Email: nilan@nilan.dk

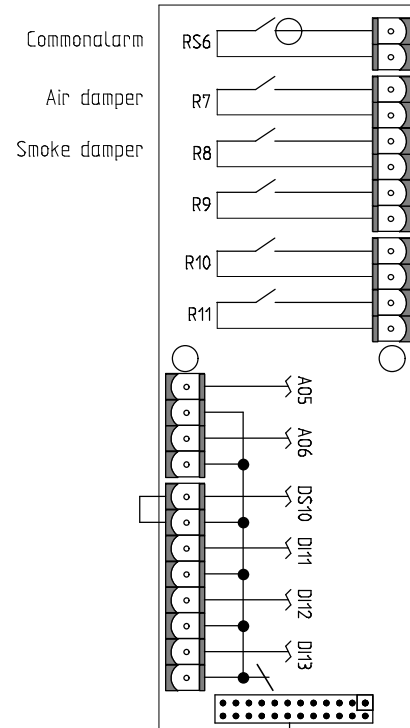
Nr. 1
 VPM360 m/CTS602i
 Partnr. 7815

CTS602i Styring

Ordernr. X56834	Revision 1.04	Initials MD
Date 08/06-2020	Nationality GB	Page 5



Options PCB



NILAN A/S
 Nilanvej 2
 DK-8722 Hedensted
 Tlf. +4576752500 <http://www.nilan.dk>
 Fax +4576752525 Email: nilan@nilan.dk

Nr. 1
 VPM360 m/CTS602i
 Partnr. 7815

Relæprint

Ordernr. X56834	Revision 1.04	Initials MD
Date 08/06-2020	Nationality GB	Page 6

List of Products

Product	Type	Description	Document type	Page	flow path
B1	EGO 55.31519.080 62-15°C, #1540	Fire Thermostat, Exhaust	Kredsskema	5	3
B2	EGO 55.33519.020 70-5°C, #15441	Fire Thermostat Inlet	Kredsskema	5	4
B5	Wilspec DWFK 1,1/2,5Bar, #15015	Lowpressureswitch, Compressor	Kredsskema	5	4
B6	Wilspec DWK 28/22Bar, #15025	Highpressureswitch Compressor	Kredsskema	5	3
B8	Ranco K22 L2543 -3/+4,5 C, #15551	Deicing thermostat	Kredsskema	5	5
CTS1	CTS602i, #239930	Control PCB	Kredsskema	1	7
E1	Danfoss PTC 35W 230V~, #1060	Compressor heater	Kredsskema	3	3
E2	Reychem 10W/m, #2172	Drainheater	Kredsskema	3	4
F6	Telemecanique GV2 ME14 (9,5A), #24616	Overload protection Compressor	Kredsskema	2	6
F6	Telemecanique GV2 ME14 (9,5A), #24616	Overload protection Compressor	Kredsskema	5	2
F30	Merlin Gerin C60N-3P + N 6A C, #26201	Circuit breaker CTS & Fans	Kredsskema	3	2
IF	HI-FLO F7 490x592x380, #3946	Inletair filter	Kredsskema	1	10
IF.	HI-FLO F7 287x592x380, #3947	Inletair filter	Kredsskema	1	10
K1	Telemecanique LC1K1201 P7 230V~, #248155	Relay Compressor	Kredsskema	5	13
K8	Finder 2C/O 8A 230V, #234506	relay Deicing thermostat	Kredsskema	5	5
K10	Finder 2C/O 8A 230V, #234506	Relay Low pressure	Kredsskema	5	4
K61	Finder 2C/O 8A 230V, #234506	Relay, highpressure	Kredsskema	5	3
M3	K3G355-PJ75-01 1,1kW 1,7A 3x400V, #411423	Extract motor	Kredsskema	3	5
M4	K3G355-PJ75-01 1,1kW 1,7A 3x400V, #411423	Inlet motor	Kredsskema	3	9
M6	Maneurop MTZ44-4VM 9,5A 4,5kW 3x400V, #10436	Compressor	Kredsskema	2	6
P3	DYK-BA046-DV5-4.5, 0 -> 46bar, #17630	Pressuretransmitter Heatpump HP	Kredsskema	5	10
P4	DYK-BA020-DV5-4.5, 0 -> 20bar, #17631	Pressuretransmitter Heatpump LP	Kredsskema	5	12
Print	#239935	Options PCB	Kredsskema	6	6
Q1	32A	Safety switch	Kredsskema	2	2
T1	NTC-føler JM103C1R1, #23995	Outdoor temperature	Kredsskema	4	5
T2	NTC-føler JM103C1R1, #23995	Inlet sensor	Kredsskema	4	3
T5	NTC-føler JM103C1R1, #23995	Condenser sensor	Kredsskema	4	3
T6	NTC-føler JM103C1R1, #23995	Evaporator sensor	Kredsskema	4	5
T10	NTC-føler JM103C1R1, #23995	Ext. roomsensor	Kredsskema	4	5
T18	NTC-føler, #239962	Hotgass sensor Compressor	Kredsskema	4	5



Nr. 1
VPM360 m/CTS602i
Partnr. 7815

Project
X56834VPM360CZ

Total pages
2

Date
08-06-2020

Country
GB

Next page
2

Page
1

List of Products

Product	Type	Description	Document type	Page	flow path
UF	HI-FLO F5 490x592x380, #3944	Extract air filter	Kredsskema	1	6
UF.	HI-FLO F5 287x592x380, #3945	Extract air filter	Kredsskema	1	6
Y1	STF401G, #16442	4-wayvalve	Kredsskema	5	12
Y2	Danfoss EVR10, #1606	Compressor bypassvalve (Heat)	Kredsskema	5	11
Y3	Danfoss EVR10, #1606	Compressor bypassvalve (Cool)	Kredsskema	5	10