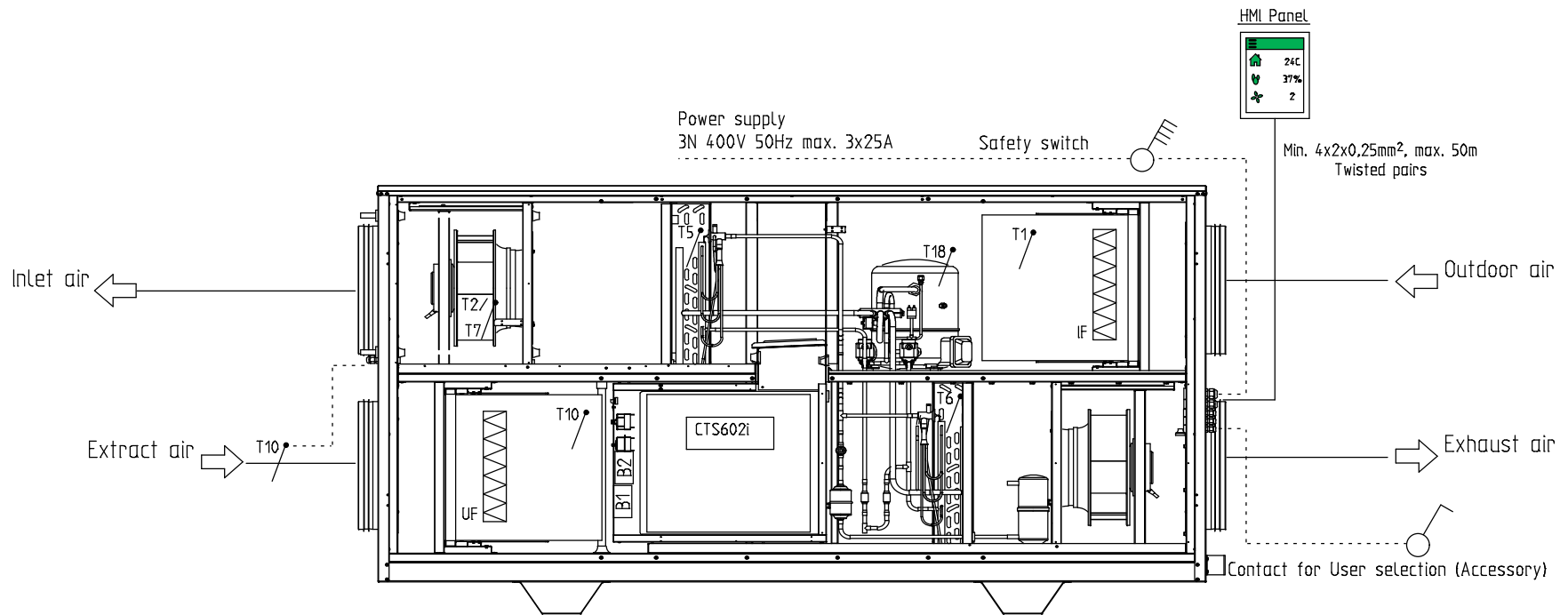
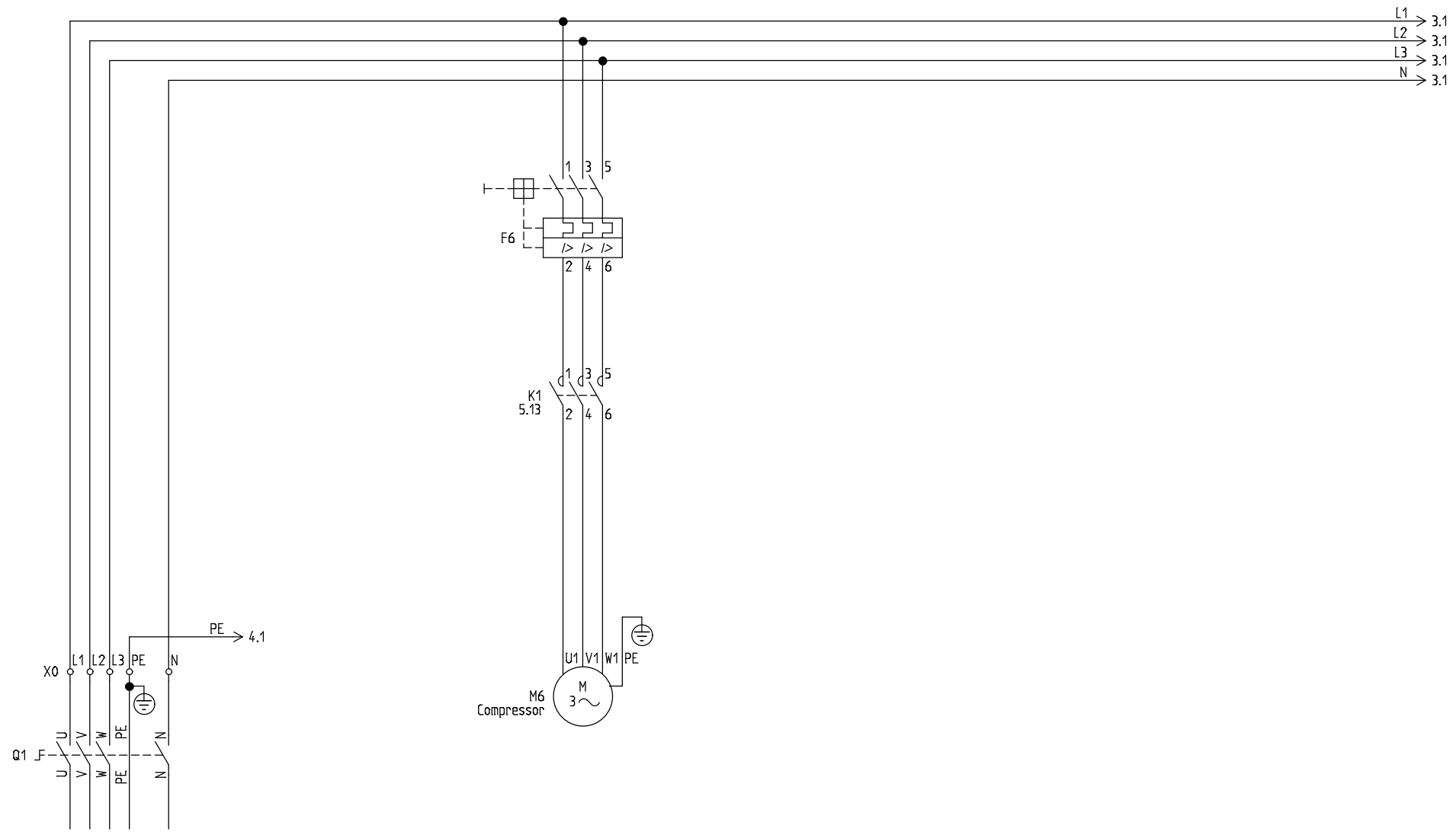


1. The Controlpanel MUST be placed in a frost-free area
2. Components drawn with dashed lines are accessories
3. The Options PCB is accessory for the CTS602i
4. External components are not delivered by Nilan
5. T10 can be the controlling sensor. Must be mounted in duct.





3N 400V~ 50Hz
 max. 3x25A Fuse
 Max. Shortcut Level 6kA

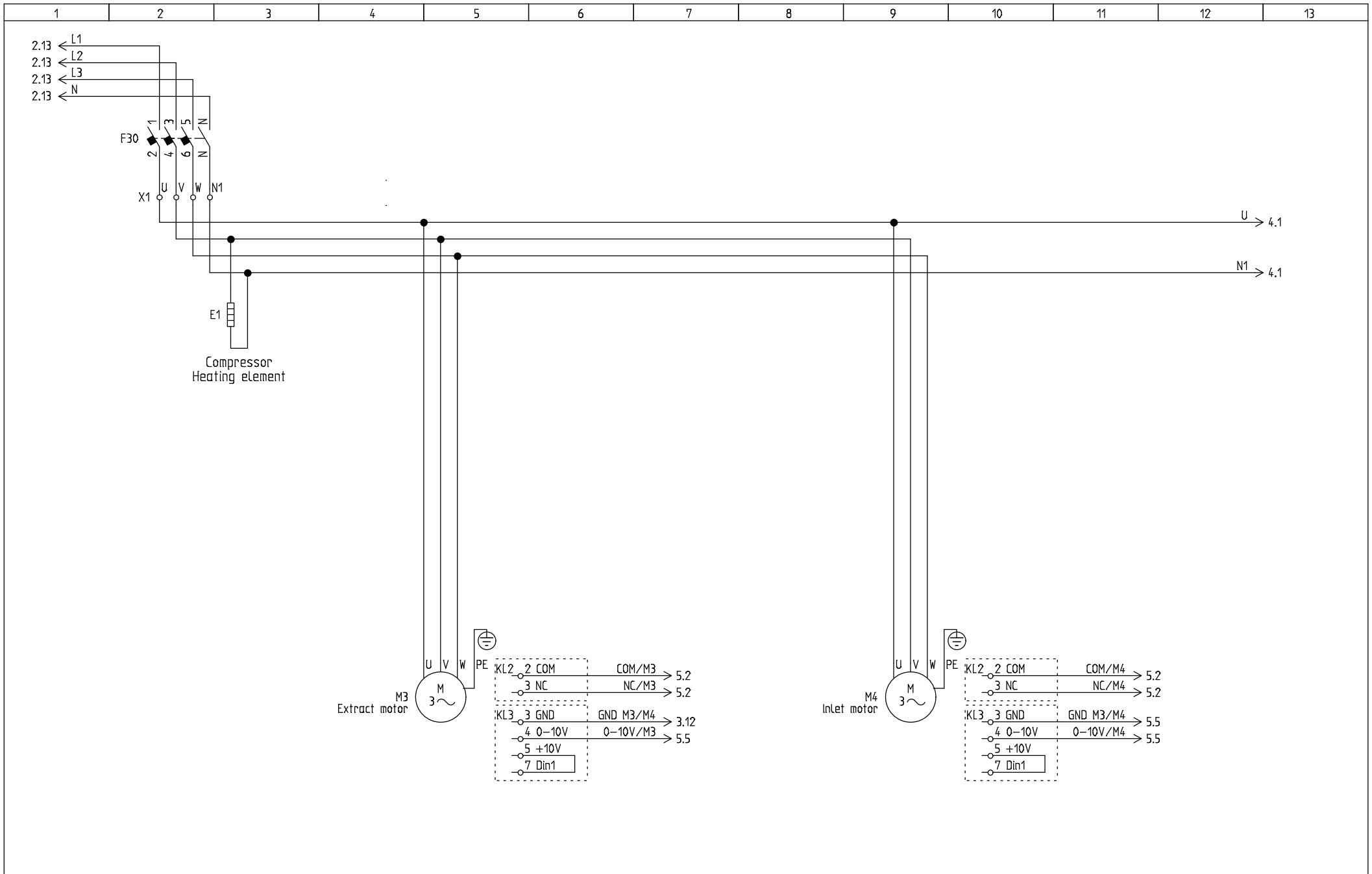


NILAN A/S
 Nilanvej 2
 DK-8722 Hedensted
 Tlf. +4576752500 <http://www.nilan.dk>
 Fax +4576752525 Email : nilan@nilan.dk

Nr. 2
 VPM560 m/CTS602i
 Partnr. 7825

Forsyning & Kompressorer

Ordernr. X56850	Revision 1.02	Initials MD
Date 09/06-2020	Nationality GB	Page 2

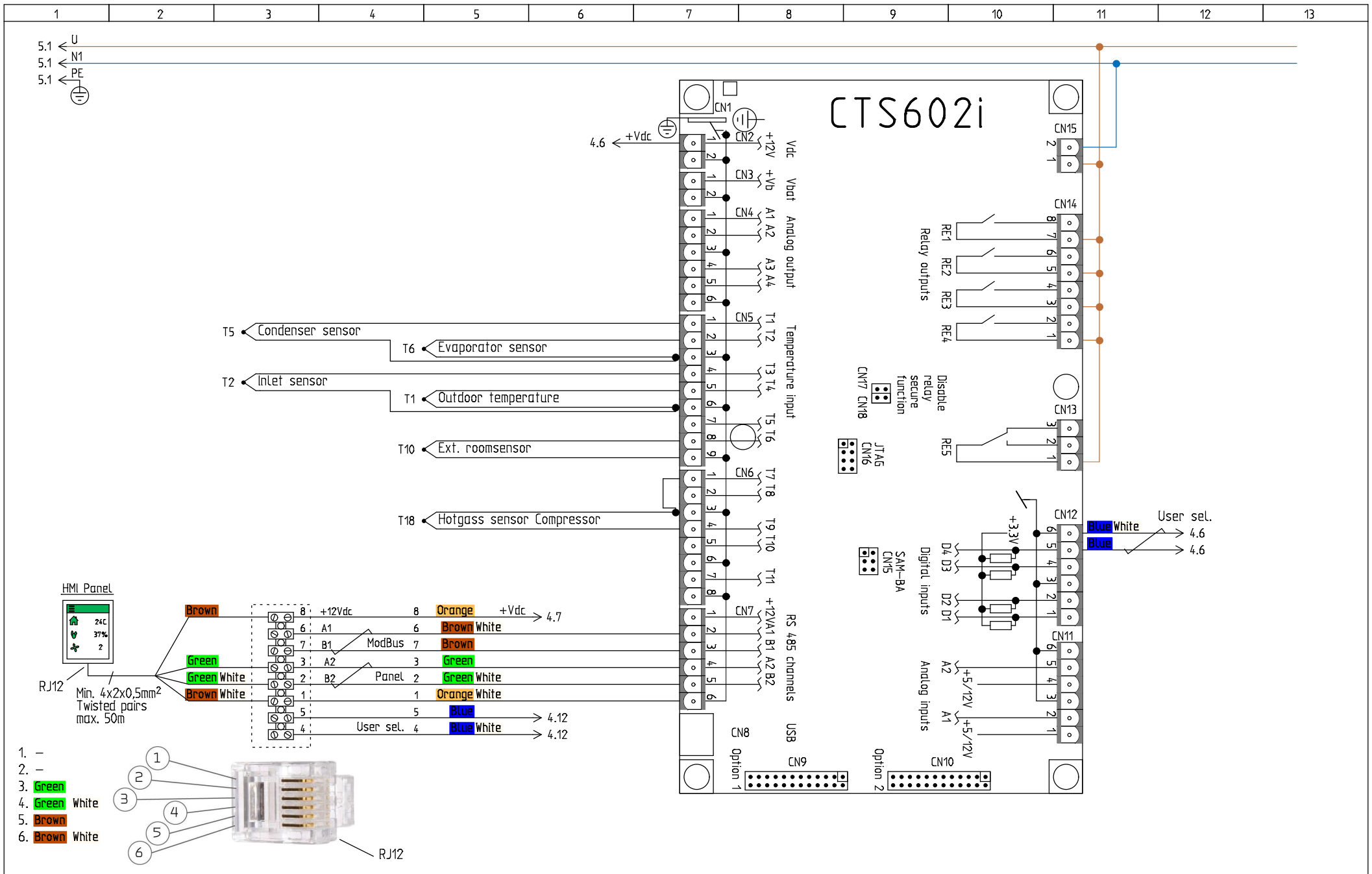


NILAN A/S
 Nilanvej 2
 DK-8722 Hedensted
 Tlf. +4576752500 <http://www.nilan.dk>
 Fax +4576752525 Email: nilan@nilan.dk

Nr. 2
 VPM560 m/CTS602i
 Partnr. 7825

Ventilatorer

Ordernr. X56850	Revision 1.02	Initials MD
Date 09/06-2020	Nationality GB	Page 3

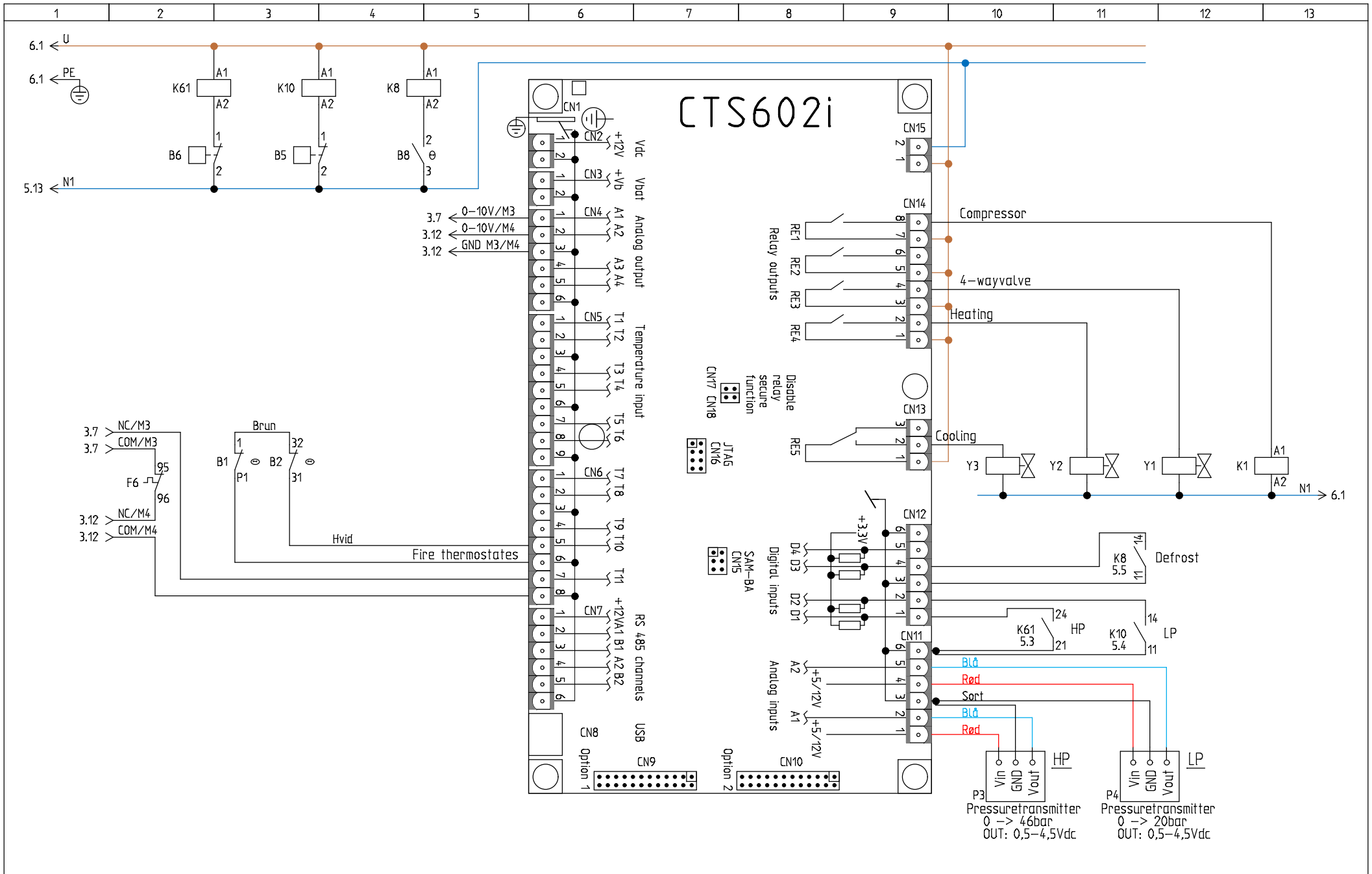


NILAN A/S
 Nilanvej 2
 DK-8722 Hedensted
 Tlf. +4576752500 http://www.nilan.dk
 Fax +4576752525 Email : nilan@nilan.dk

Nr. 2
 VPM560 m/CTS602i
 Partnr. 7825

CTS602i

Ordernr. X56850	Revision 1.02	Initials MD
Date 09/06-2020	Nationality GB	Page 4

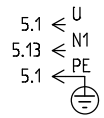


NILAN A/S
 Nilanvej 2
 DK-8722 Hedensted
 Tlf. +4576752500 <http://www.nilan.dk>
 Fax +4576752525 Email: nilan@nilan.dk

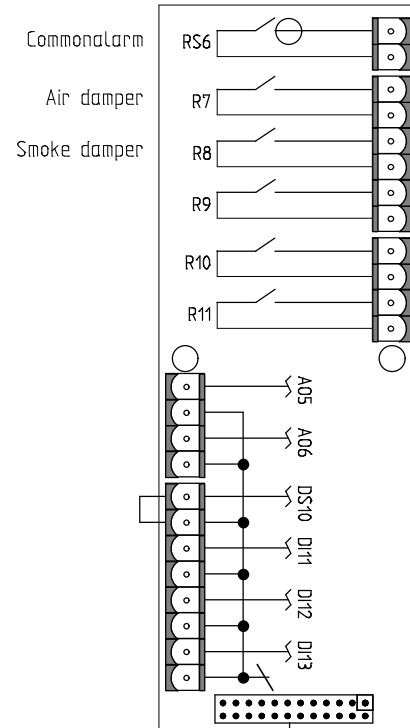
Nr. 2
 VPM560 m/CTS602i
 Partnr. 7825

CTS602i

Ordernr. X56850	Revision 1.02	Initials MD
Date 09/06-2020	Nationality GB	Page 5



Options PCB



NILAN A/S
 Nilanvej 2
 DK-8722 Hedensted
 Tlf. +4576752500 <http://www.nilan.dk>
 Fax +4576752525 Email : nilan@nilan.dk

Nr. 2
 VPM560 m/CTS602i
 Partnr. 7825

Relæprint

Ordernr.
 X56850

Revision
 1.02

Initials
 MD

Date
 09/06-2020

Nationality
 GB

Page
 6

List of Products

Product	Type	Description	Document type	Page	flow path
B1	EGO 55.31519.080 62-15°C, #1540	Fire Thermostat, Exhaust	Kredsskema	5	3
B2	EGO 55.33519.020 70-5°C, #15441	Fire Thermostat Inlet	Kredsskema	5	4
B5	Wilspec DWFK 1,1/2,5Bar, #15015	Lowpressureswitch, Compressor	Kredsskema	5	4
B6	Wilspec DWK 28/22Bar, #15025	Highpressureswitch Compressor	Kredsskema	5	3
B8	Ranco K22 L2543 -3/+4,5 C, #15551	Deicing thermostat	Kredsskema	5	5
CTS1	CTS602i, #239930	Control PCB	Kredsskema	1	7
E1	Danfoss PTC 35W 230V~, #1060	Compressor heater	Kredsskema	3	3
F6	Telemecanique GV2 ME20 (18,0A), #24618	OverLoad protection Compressor	Kredsskema	2	6
F6	Telemecanique GV2 ME20 (18,0A), #24618	OverLoad protection Compressor	Kredsskema	5	2
F30	MerLin Gerin C60N-3P + N 10A C, #262181	Circuit breaker CTS	Kredsskema	3	2
IF	HI-FLO G TNG7 490x592x380	Inletair filter	Kredsskema	1	10
K1	Telemecanique LC1D18P7, #248355	Relay Compressor	Kredsskema	5	13
K8	Finder 2C/O 8A 230V, #234506	relay Deicing thermostat	Kredsskema	5	5
K10	Finder 2C/O 8A 230V, #234506	Relay Low pressure	Kredsskema	5	4
K61	Finder 2C/O 8A 230V, #234506	Relay, highpressure	Kredsskema	5	3
M3	EBM K3G355-PI93-02 2,7kW 4,1A 3x400V, #411425	Extract motor	Kredsskema	3	5
M4	EBM K3G355-PI93-02 2,7kW 4,1A 3x400V, #411425	Inlet motor	Kredsskema	3	9
M6	Maneurop MTZ80-4VM 8,0KW 18,0A 3x400V, #10465	Compressor	Kredsskema	2	6
P3	DYK-BA046-DV5-4.5, 0 -> 46bar, #17630	Pressuretransmitter Heatpump HP	Kredsskema	5	10
P4	DYK-BA020-DV5-4.5, 0 -> 20bar, #17631	Pressuretransmitter Heatpump LP	Kredsskema	5	12
Print	#239935	Options PCB	Kredsskema	6	6
Q1	63A	Safety switch	Kredsskema	2	2
T1	NTC-føler JM103C1R1, #23995	Outdoor temperature	Kredsskema	4	5
T2	NTC-føler JM103C1R1, #23995	Inlet sensor	Kredsskema	4	3
T5	NTC-føler JM103C1R1, #23995	Condenser sensor	Kredsskema	4	3
T6	NTC-føler JM103C1R1, #23995	Evaporator sensor	Kredsskema	4	5
T10	NTC-føler JM103C1R1, #23995	Ext. roomsensor	Kredsskema	4	5
T18	NTC-føler, #239962	Hotgass sensor Compressor	Kredsskema	4	5
UF	HI-FLO G BG5-380 490x592x380	Extract air filter	Kredsskema	1	6
Y1	STF712G, #16412	4-wayvalve	Kredsskema	5	12



Nr. 2
VPM560 m/CTS602i
Partnr. 7825

Project X56850VPM560CZ		Total pages 2	
Date 09-06-2020	Country GB	Next page 2	Page 1

