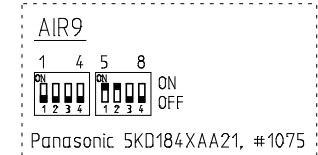
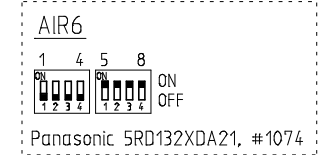

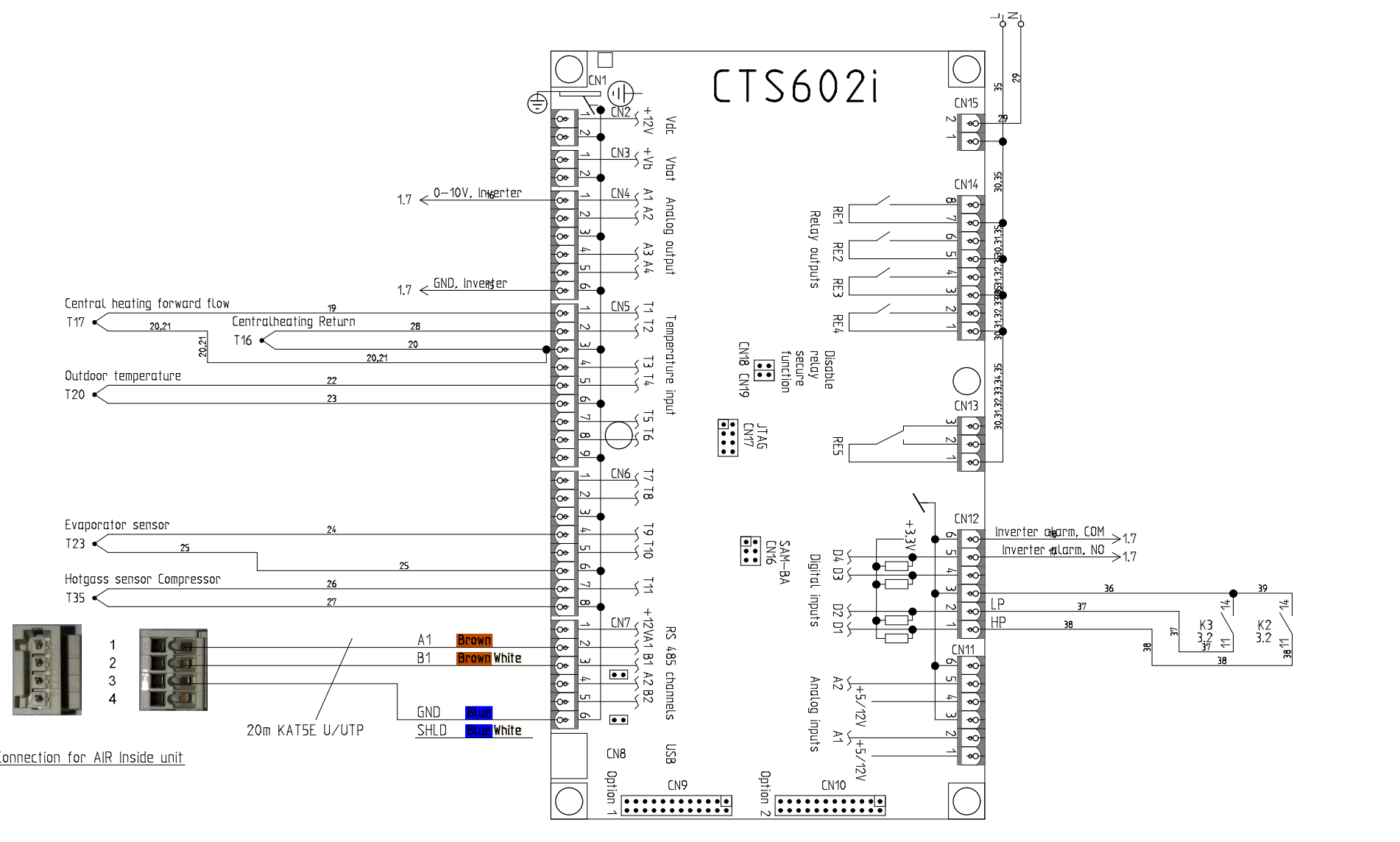


NOTICE:
Dipswitch setting

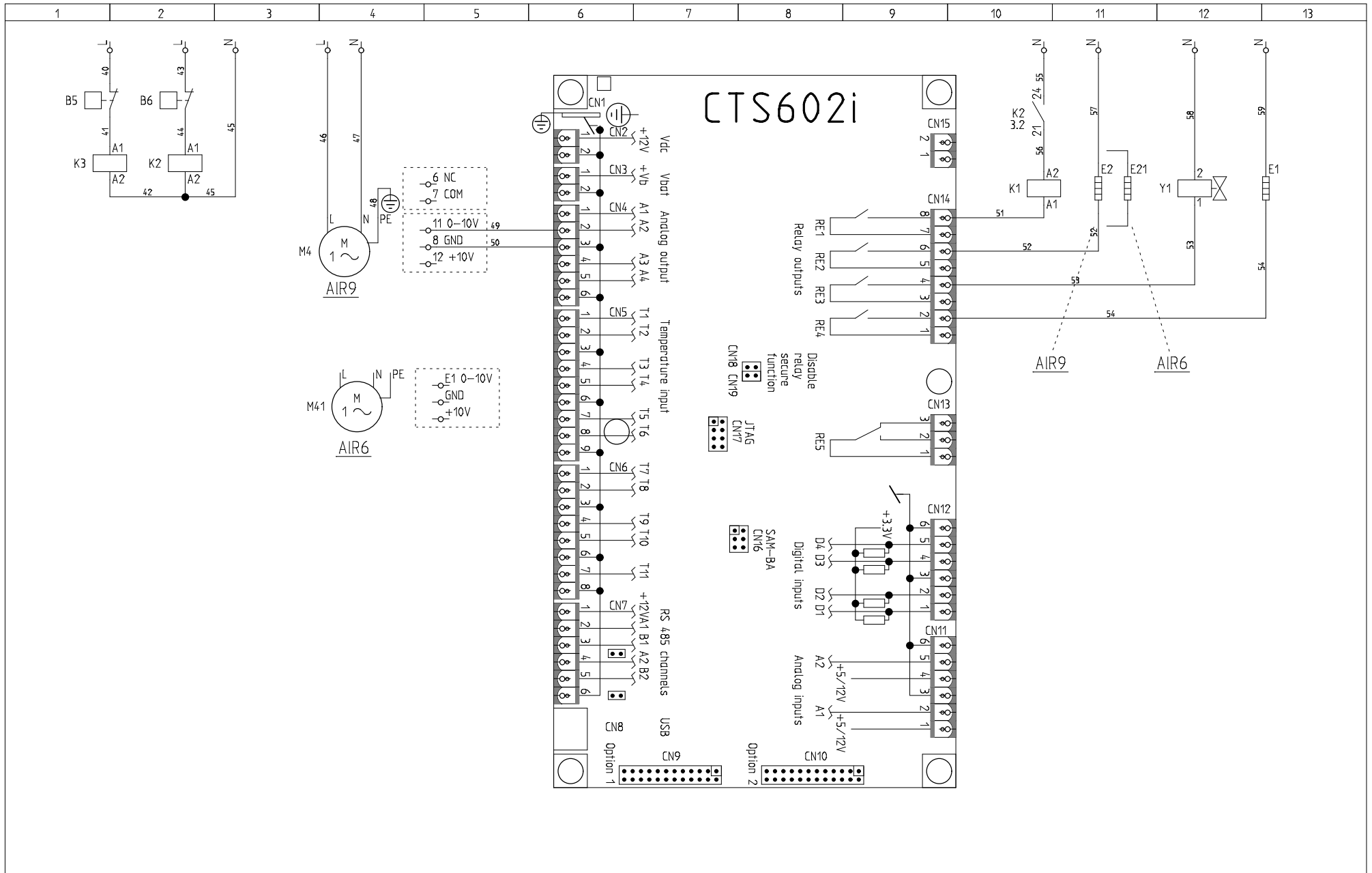


CTS602i



Connection for AIR Inside unit

20m KAT5E U/UTP



NILAN A/S
 Nilanvej 2
 DK-8722 Hedensted
 Tlf. +4576752500
 Fax +4576752525
<http://www.nilan.dk>
 Email: nilan@nilan.dk

Udedel AIR (3-vejsventil) (SHW)
 CTS602 Styring
 Partnr. 7410xUxx

Controller
 AIR Udedel

Ordernr.	Revision	Initials
Date	Nationality	Page
24/08-2022	GB	3
	1.12	MD

List of Products

Product	Type	Description	Document type	Page	flow path
B5	N-CB 3,4/2,2 230V 8A, #15115	Lowpressureswitch, Compressor	Circuit Diagrams IEC	3	2
B6	N-CB 42/33 230V 8A, #1511	Highpressureswitch Compressor	Circuit Diagrams IEC	3	2
E1	CDLA 230V 10W/m, #21721	Drainheater	Circuit Diagrams IEC	3	13
E2	Bæltevarmelegeme AIR9 10W, #10617	Compressor heater	Circuit Diagrams IEC	3	11
E21	Bæltevarmelegeme AIR6 5W, #10616	Compressor heater	Circuit Diagrams IEC	3	12
Inv	Inverter, #1086	Inverter	Circuit Diagrams IEC	1	8
K1	Telemecanique LC1K1201P7 230V~, #248155	Relay, Inverter	Circuit Diagrams IEC	3	11
K2	Finder 2C/O 8A 230V, #234506	Relay, Highpressure	Circuit Diagrams IEC	3	2
K3	Finder 2C/O 8A 230V, #234506	Relay, Lowpressure	Circuit Diagrams IEC	3	2
M4	EBM W3G500-GK07-G1 0,25kW 1,1A 1x230V, #41221	Evaporator fan	Circuit Diagrams IEC	3	4
M6	Panasonic SRD184XAA21, #1075 (AIR9)	Compressor	Circuit Diagrams IEC	1	5
M41	Ziehl-Abegg 0,14kW 1,45A 1x230V, #41210	Evaporator fan	Circuit Diagrams IEC	3	4
M61	Panasonic SRD132XDA21, #1074 (AIR6)	Compressor	Circuit Diagrams IEC	1	5
PE:PE			Circuit Diagrams IEC	1	2
PE:PE			Circuit Diagrams IEC	1	5
PE:PE			Circuit Diagrams IEC	3	4
T16	NTC-føler JM103C1R1, #239961	Centralheating Return	Circuit Diagrams IEC	2	4
T17	NTC-føler JM103C1R1, #239961	Central heating forward flow	Circuit Diagrams IEC	2	2
T20	NTC-føler JM103C1R1, #239961	Outdoor temperature	Circuit Diagrams IEC	2	2
T23	NTC-føler JM103C1R1, #239961	Evaporator sensor	Circuit Diagrams IEC	2	2
T35	NTC-føler, #239962	Hotgass sensor Compressor	Circuit Diagrams IEC	2	2
Y1	STF0205G, #16422 / 061L2016, #16490	4-wayvalve / Coil	Circuit Diagrams IEC	3	12




Udedel AIR (3-vejsventil) (SHW)
 CTS602 Styring
 Partnr. 7410xUxx


Project		7410xUxx CTS602 V1-19 241213		Total pages	1
Date	13-12-2024	Country	GB	Next page	1
				Page	1

List of Connections

Pos.	Page	From	To	number	Type	Length [m]	Colour	Square
1	1	K1:1	L:1	1	H07Z-K		Black	1,5
2	1	K1:N	N:1	2	H07Z-K		Blue	1,5
3	1	PE:1	PE:PE	3	H07Z-K		Green/Yellow	1,5
4	1	M6:C	U:1	4	H07Z-K		Grey	1,5
5	1	M6:S	V:1	5	H07Z-K		Brown	1,5
6	1	PE:PE	PE:2	6	H07Z-K		Green/Yellow	1,5
7	1	M6:R	W:1	7	H07Z-K		Black	1,5
8	1	M6:PE	PE:2	8	H07Z-K		Green/Yellow	1,5
9	1	K1:2	L:2	9	H07Z-K		Black	1,5
10	1	K1:N	N:2	10	H07Z-K		Blue	1,5
11	1	1:1	2:1	11	H05Z-K		Black	0,75
12	1	5:1	16:2	12	H05Z-K		Black	0,75
13	1	6:1	16:2	13	H05Z-K		Black	0,75
14	1	10:1	11:1	14	H05Z-K		Black	0,75
15	2	CTS602i:CN4 6	10:1	15	H05Z-K		Black	0,75
16	2	CTS602i:CN4 1	12:1	16	H05Z-K		Black	0,75
17	2	CTS602i:CN12 5	15:1	17	H05Z-K		Black	0,75
18	2	CTS602i:CN12 6	16:1	18	H05Z-K		Black	0,75
19	2	T17:1	CTS602i:CN5 1	19	-		Black	0,2
20	2	T16:2	T17:2	20	-		Black	0,2
21	2	CTS602i:CN5 3	T17:2	21	-		Black	0,2
22	2	T20:1	CTS602i:CN5 5	22	-		Black	0,2
23	2	T20:2	CTS602i:CN5 6	23	-		Black	0,2
24	2	T23:1	CTS602i:CN6 4	24	-		Black	0,2
25	2	T23:2	CTS602i:CN6 6	25	-		Black	0,2
26	2	T35:1	CTS602i:CN6 7	26	-		Black	0,2
27	2	T35:2	CTS602i:CN6 8	27	-		Black	0,2
28	2	CTS602i:CN5 2	T16:1	28	-		Black	0,2
29	2	CTS602i:CN15 2	N:N	29	H05Z-K		Blue	1,0

 NILAN <small>OUTSTANDING INDOOR CLIMATE</small>	Udedel AIR (3-vejsventil) (SHW) CTS602 Styring Partnr. 7410xUxx	Project 7410xUxx CTS602 V1-19 241213		Total pages 3
		Date 13-12-2024	Country GB	Next page 2

List of Connections

Pos.	Page	From	To	number	Type	Length [m]	Colour	Square
30	2	CTS602i:CN13 1	CTS602i:CN15 1	30	H05Z-K		Black	1,0
31	2	CTS602i:CN13 1	CTS602i:CN14 7	31	H05Z-K		Black	1,0
32	2	CTS602i:CN13 1	CTS602i:CN14 5	32	H05Z-K		Black	1,0
33	2	CTS602i:CN13 1	CTS602i:CN14 3	33	H05Z-K		Black	1,0
34	2	CTS602i:CN13 1	CTS602i:CN14 1	34	H05Z-K		Black	1,0
35	2	CTS602i:CN13 1	L:L	35	H05Z-K		Black	1,0
36	2	CTS602i:CN12 3	K3:14	36	H05Z-K		Black	0,75
37	2	CTS602i:CN12 2	K3:11	37	H05Z-K		Black	0,75
38	2	CTS602i:CN12 1	K2:11	38	H05Z-K		Black	0,75
39	2	K3:14	K2:14	39	H05Z-K		Black	0,75
40	3	B5:1	L:L	40	H05Z-K		Black	1,0
41	3	K3:A1	B5:4	41	H05Z-K		Black	0,75
42	3	K2:A2	K3:A2	42	H05Z-K		Blue	1,0
43	3	B6:1	L:L	43	H05Z-K		Black	1,0
44	3	K2:A1	B6:2	44	H05Z-K		Black	0,75
45	3	K2:A2	N:N	45	H05Z-K		Blue	1,0
46	3	M4:L	L:L	46	H05Z-K		Black	1,0
47	3	M4:N	N:N	47	H05Z-K		Blue	1,0
48	3	M4:PE	PE:PE	48	H05Z-K		Green/Yellow	0,75
49	3	KL3:11 0-10V	CTS602i:CN4 2	49	H05Z-K		Black	0,75
50	3	KL3:8 GND	CTS602i:CN4 3	50	H05Z-K		Black	0,75
51	3	K1:A1	CTS602i:CN14 8	51	H05Z-K		Black	0,75
52	3	CTS602i:CN14 6	E2:2	52	H05Z-K		Black	0,75
53	3	Y1:1	CTS602i:CN14 4	53	H05Z-K		Black	0,75
54	3	E1:2	CTS602i:CN14 2	54	H05Z-K		Black	0,75
55	3	K2:24	N:N	55	H05Z-K		Blue	1,0
56	3	K1:A2	K2:21	56	H05Z-K		Black	0,75
57	3	E2:1	N:N	57	H05Z-K		Blue	1,0
58	3	Y1:2	N:N	58	H05Z-K		Blue	1,0
 Udedel AIR (3-vejsventil) (SHW) CTS602 Styring Partnr. 7410xUxx				Project		Total pages		
				7410xUxx CTS602 V1-19 241213		3		
				Date	Country	Next page	Page	
				13-12-2024	GB	3	2	

